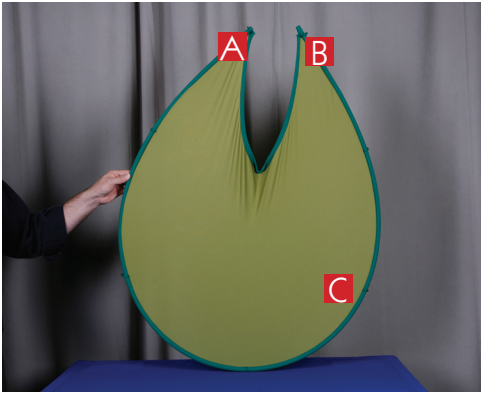


Dendro Hyper


Assembly Instructions




Dendro Hyper Petal.




All points **A** should be attached together- Dendro Hyper will arrive with **Loop A** tie wrapped together.




This is **Loop C**. Note that the petals are upside down. When completely assembled the seam is underneath and the finished edge is top.



Attach **Loop B** (second pointed end) to **Loop C** of the next petal.



Continue attaching **Loop B** to **Loop C** until all petals are attached.



Hang.